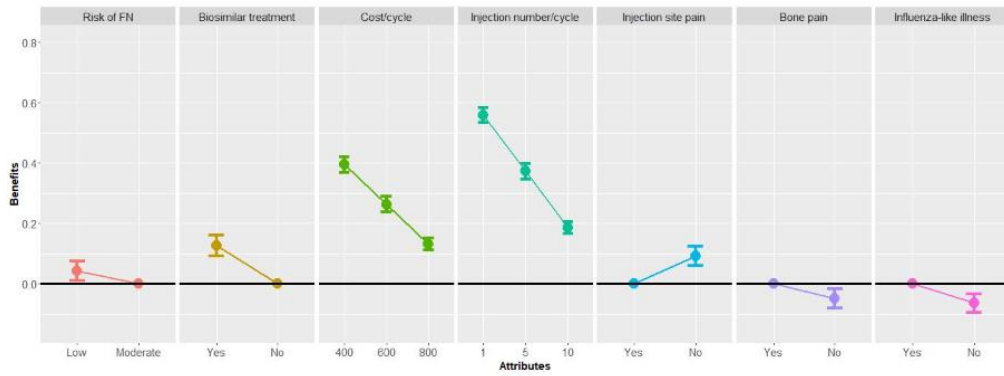


$$V_i = \beta_0 + \beta_1 RISK_FN + \beta_2 BIOSIMILAR + \beta_3 CYCLE_COST + \beta_4 INJECTIONS_NUMBER \\ + \beta_5 INJECTION_SITE_PAIN + \beta_6 BONE_PAIN + \beta_7 INFLUENZA_ILLNESS + \eta_i$$

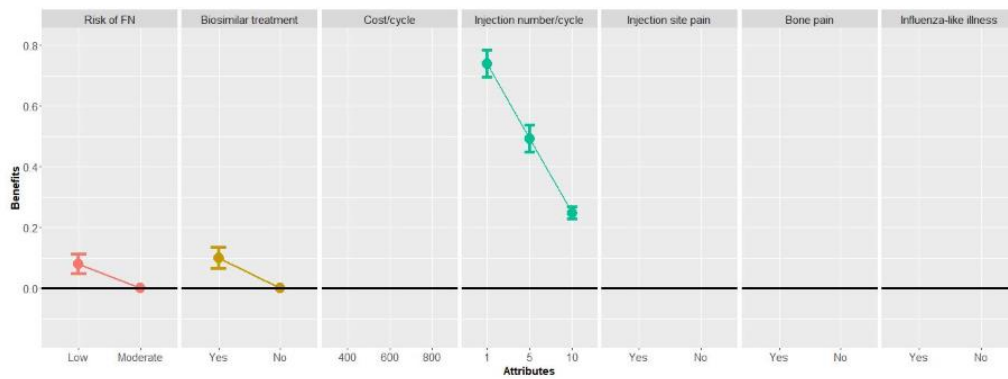
[Supplementary figure S1](#) Equation used to model the participant preferences in the discrete choice experiment (mixed logit model)

V_i represents the utility (or satisfaction) brought by a treatment for user i as a combination of the treatment attributes. β_0 is an intercept, β_1 to β_7 are coefficients associated with the treatment attributes and η_i is a random effect depending on user i personal preferences.

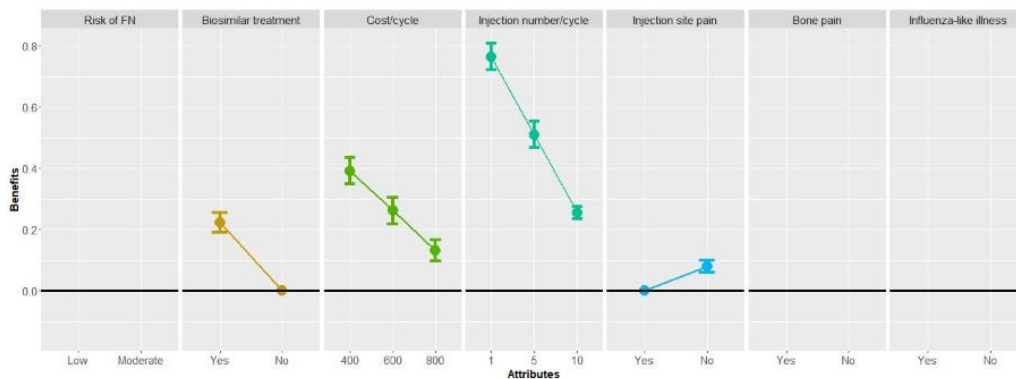
A) Medical oncologist primary prophylaxis preference



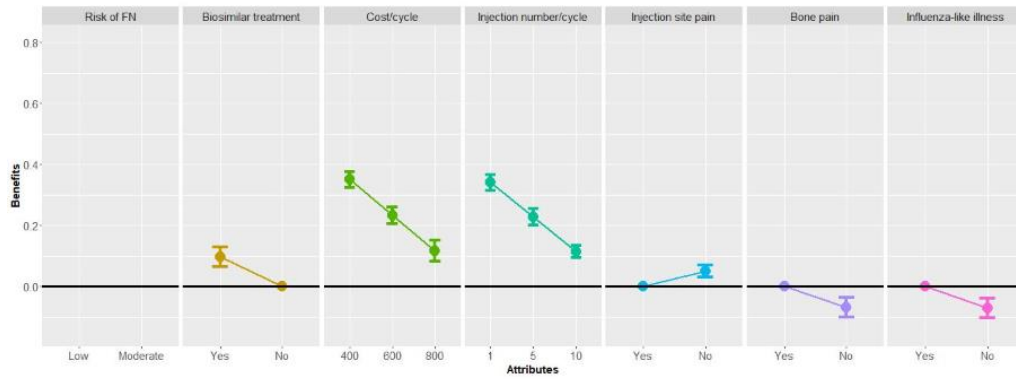
B) Pulmonologist (oncology certified) primary prophylaxis preference



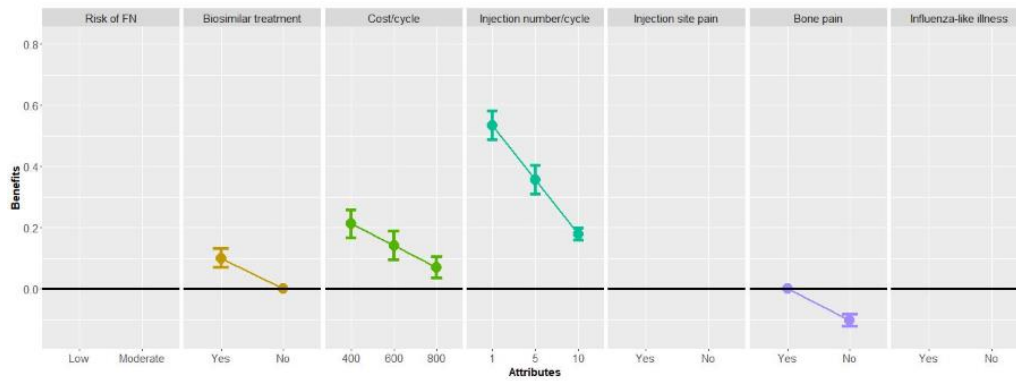
C) Gastro-enterologist (oncology certified) primary prophylaxis preference



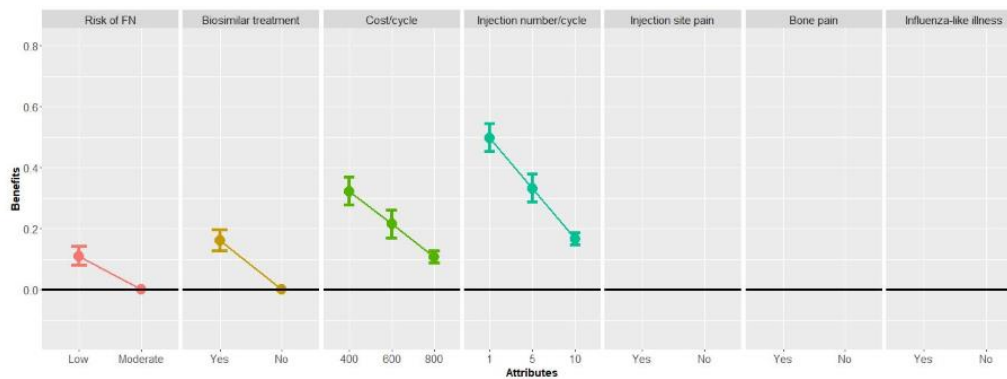
D) Medical oncologist secondary prophylaxis preference



E) Pulmonologist (oncology certified) secondary prophylaxis preference



F) Gastro-enterologist (oncology certified) secondary prophylaxis preference



Supplementary figure S2 Analysis of the G-CSF preference, as primary (A-C) and secondary (D-F) prophylaxis, according to medical speciality